



Arts Council Individual Awards 2019

Report on Gender Statistics

Context

In 2019 the Arts Council published its [Equality, Human Rights and Diversity Policy](#), which included a three-year action plan (2019 – 2021). In the **Artists' actions** we have committed to collecting more information about the artists that apply for funding and those that receive funding. We have new systems in place to collect information about gender, ethnicity and disability and we plan to publish our first report on that during the summer.

We also committed to publishing an annual report on gender statistics on our website, from 2020 on. Here, we are providing the first of these, which details all those who applied for and received funding across our Individual Awards (incl. Bursaries, Travel & Training, Open Call, Next Generation, Project awards, Residency awards, and specialist schemes)¹ offered in 2019.

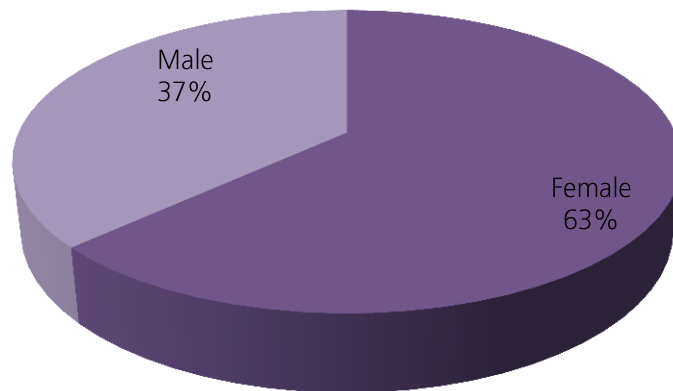
Data Report

Arts Council individual awards 2019

- ❖ In 2019 there were **1,674** applicants to the Arts Council for individual awards, requesting a total of €25,082,900
- ❖ Of this **491** (29%) received awards, to a total value of **€5,581,464**
- ❖ **1,011** female applicants requested a total of €13,830,384
- ❖ **307** (30%) female artists received awards to a total value of **€2,988,064**
- ❖ **636** male applicants, requested a total €11,252,517
- ❖ **184** (29%) male artists received awards to a total value of **€2,593,400**

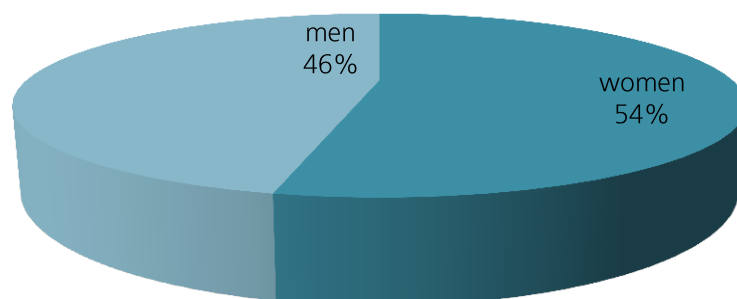
¹This does not include awards managed for the Arts Council by third parties such as *Artist in the Community Scheme*, managed by Create and *Arts and Disability Connect*, managed by Arts and Disability Ireland

Fig 1: Individual Award recipients 2019



- ❖ 61% of all applicants were **female** : 39% were **male**
- ❖ 63% of all recipients were **female** : 37% were **male** (Fig1)
- ❖ Overall male artists tended to seek and receive more money (Fig 2). However, this trend varied between art forms.

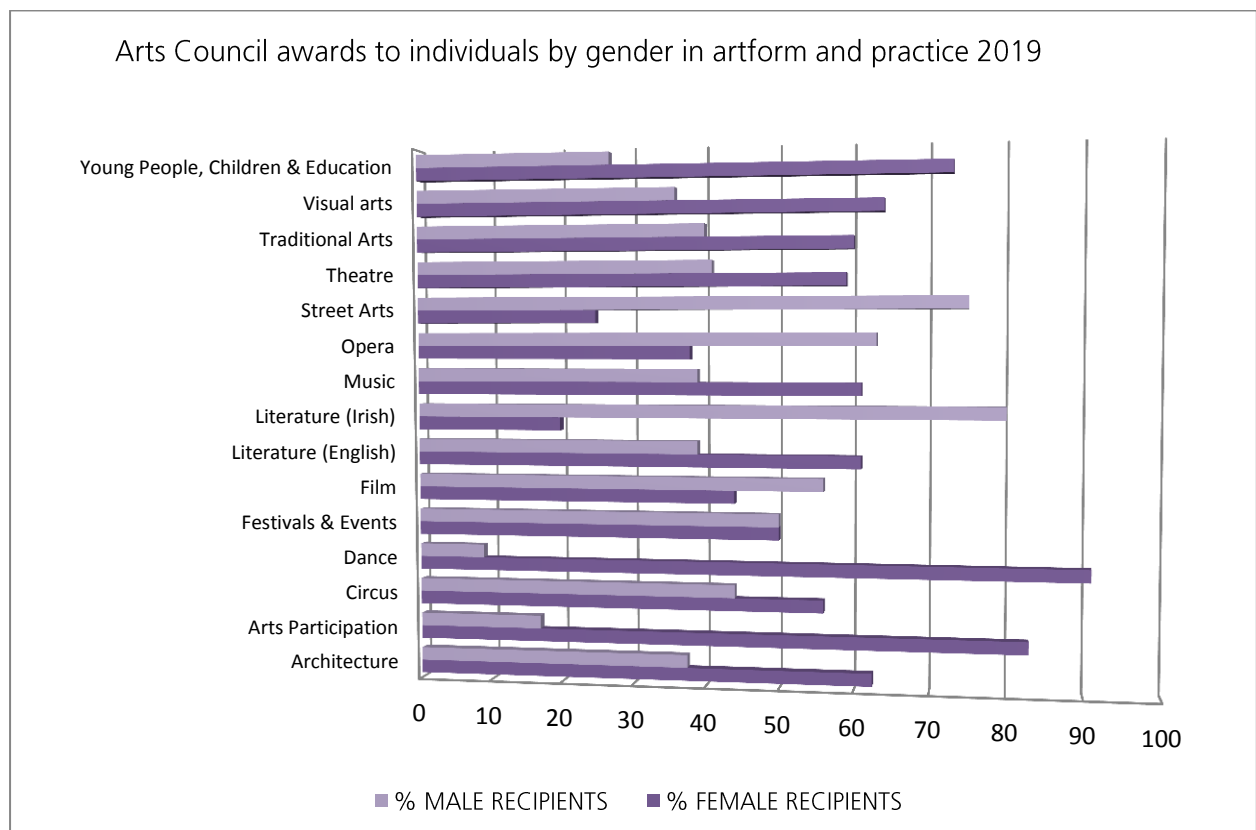
Fig 2: Proportion of money awarded 2019



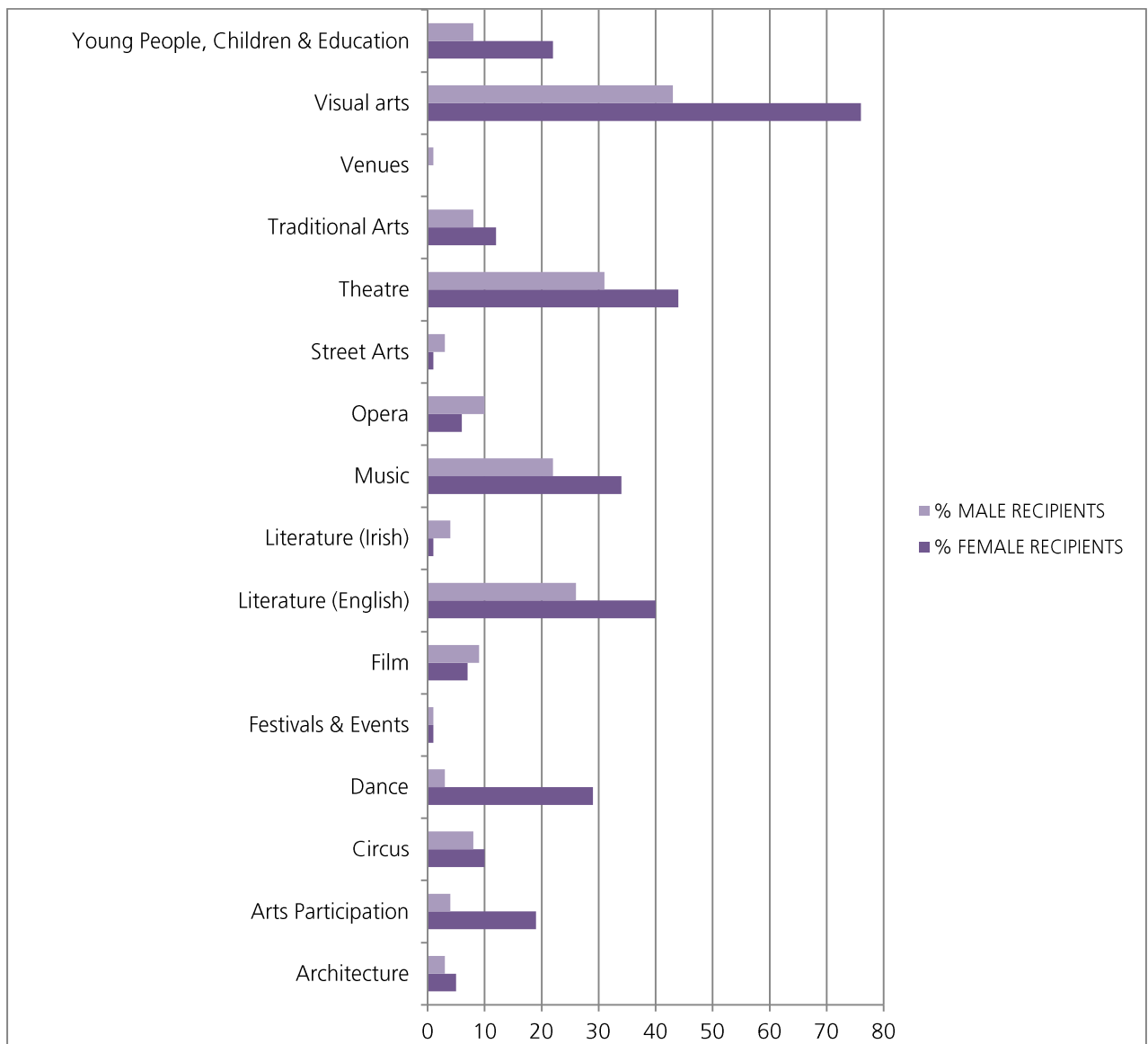
A percentage gender breakdown of recipients by art form / practice area is offered here*:

ARTFORM	% FEMALE RECIPIENTS	% MALE RECIPIENTS
Architecture	62.5	37.5
Arts Participation	83	17
Circus	56	44
Dance	91	9
Festivals & Events	50	50
Film	44	56
Literature (English)	61	39
Literature (Irish)	20	80
Music	61	39
Opera	37.5	62.5
Street Arts	25	75
Theatre	59	41
Traditional Arts	60	40
Visual arts	64	36
Young People, Children & Education	73	27

* Note: Percentage distribution only is provided - the number of recipients in each art form vary widely



A breakdown of actual recipient numbers in each area is provided here:



Note: These figures are gender-observed, based on a set of assumptions regarding heteronormative definitions of gender. As part of its Equality, Human Rights and Diversity policy implementation, the Arts Council has developed a more formal systemic approach to gathering data about self-identified gender, amongst other characteristics. Reports derived from these new measures will be published on our website from the end of Q2 2020.