



Creative
Schools



Scoileanna
Ildánacha



**BRAVE
NEW
FUTURE**

TODHCHAÍ ÚRNUA

How Do I Get My Students Involved?

As a starting point for your celebration, you could explore the best way to celebrate Creative Schools Week with the children and young people in your school/centre by asking some questions below. Or even better - set up a Celebrate Advisory Group with student representatives.

Ask the students:

- What does being creative mean to you?
- What would you enjoy most about taking part in Creative Schools Week?
- Have you created something that you would like to share with your class, your school, your family, the community?
- How can we reach a wider audience and share our creativity in these socially distanced times?
- What would you like to explore, perform, demonstrate, present, exhibit, workshop or showcase?

Use...

- Brainstorming
- Workshops
- Questionnaires
- Surveys
- Small focus groups

Whatever you think will work for your school/centre.

How can we celebrate Creative Schools Week?

If you have already created material that could be shown during Celebrate Schools Week, great! Perhaps you could revisit it, spruce it up and show it off!

Or you could use the theme 'Brave New Future', which could be the focus for some new work. Look inside the school for un-tapped organisational talents, perhaps there's a teacher or parent who is a musician or dancer, who would be happy to help organise your Creative Schools Week celebrations.

There are dozens of art forms and each one has many variables. Don't forget that crafts and practical activities like cookery and gardening are also very creative pursuits!

HERE'S A SMALL SAMPLE →



Examples of Art Forms Your Students Could Explore

Film

- make a video tour of your town/city
- film a typical day in your school
- make a music video, using all pupils & teachers
- hold a screening for a video/animation

Visual Art

- unveil your school mural or graffiti area
- get each class to make a painting that joins up into one large painting
- set up a camera club, take photos of everyday items from unusual angles
- have you taken pictures throughout the year? Print them out and showcase the process
- virtual tour of a local arts organisation by students
- display students' paintings for all to see around the school
- invite a local artist to give a zoom presentation
- share your photography digitally through the school website
- blow up science/maths diagrams and display in the corridors of your school

Drama

- make puppets and a puppet theatre
- write and produce a play about the future
- explore street theatre/mime/a school soap opera
- rewrite Shakespeare's plays and make them more modern
- broadcast some spoken word, poetry or song over the intercom at your school
- share stories, essays, poetry in a virtual performance or by creating an illustrated book

Carnival

- make bespoke animal costumes & masks
- have a parade around your local community
- learn some circus skills like juggling, tumbling, clowning

Music

- form a choir and learn modern songs i.e., rap, Dua Lipa, the Weeknd, Billie Eilish etc.
- form a 'school of rock' band
- play your original music over the school PA system during breaks
- start a song writing club
- perform a song accompanied by instruments, possibly stage a digital concert or film each song


Dance

- choreograph a modern dance about your school
- learn a new style of dance e.g., Samba, Tango, Jive
- organise a virtual dance-off with another school
- invite parents to an after-school performance by zoom

Student Workshops

- run peer to peer student online workshops to share skills, (possibly with another school)
- run a Soap-Box session or share Vox pops where students can talk about their creative learnings
- ask the students to host a virtual TED - Talk

Creativity holds no bounds....

- go on an arts and heritage walk in your surrounding area – film it and share it
 - showcase the gardening you have undertaken with a virtual tour
 - invite a creative parent to give an online talk about their process
 - hold a cooking festival, where children can bring in culinary delights and do a show and tell
 - launch a Student Area of your school's website
- 




Celebrate and Share Your Achievements!

We'd like you to document the process and events through video, images, text or audio. Do send your images and video links to creativeschools@realnation.ie with 'CELEBRATE' in the subject line.

Let everyone know how your school's preparations are going and how your school is participating in Creative Schools Week by sharing your photos and videos under the hashtag **#creativeschools**. Communicate with the families of your school, share information about your celebration with them.

- If your school has social media channels, share images, videos, presentations and/or information about your school's/centre's involvement in the celebrations.
- Create a specific Celebrate page on your school website.
- Contact your local newspaper and ask them to send a photographer to your event(s).
- Contact your local radio station, there may be a presenter that would be interested in visiting your school/ centre, or in interviewing your students.
- Shout it out on Twitter, Facebook or Instagram: **#creativeschools**

Tag us to join in the celebrations online:

	Arts Council	Creative Ireland
	@artscouncil_ie	@CreativeIrl
	@artscouncilireland	@CreativeIrl
	@artscouncilireland	@CreativeIreland